




Carcase/Front/Applications	Interior colour	Colour code
Matt white/Graphite app., basalt faux leather	Structure grey	Z2418
Matt fango/Sanremo oak dark colour app., fango faux leather	Structure grey	Z2419




Matt white



Graphite



Matt fango



Sanremo oak dark colour



BASIC

Matching extras  
can be found in the  
separate BASIC  
accessory list.

Details of our made-to-measure service can be found on the last page.

# Signed and sealed quality

## STEFFEN

### Quality in detail

#### Wardrobe

Carcase and passepartout ... Easy-care colour surface inside and out  
Front ..... Colour finish/mirror  
Lighting ..... LED lighting (with transformer and foot switch)

#### Bed

Headboard ..... Colour surface/faux leather upholstered panel  
Bed frame ..... Colour surface  
Mattress height ..... 4-way adjustable  
Lighting ..... LED lighting

#### Bedside cupboards and matching pieces

Carcase ..... Easy-care colour surface inside and out  
Front ..... Colour surface  
Drawers ..... on silent ball-bearing runners, open partially,  
with cushioned self-closing mechanism

#### Made-to-measure range:

**We can provide made-to-measure solutions on request.**

**Customised and individual solutions are possible for virtually any room situation.**

### Material information



#### Colour

Furniture with colour finish has an evenly attractive, hard-wearing surface. The surfaces are coated with very high-quality, easy-care furniture decor foil.



#### Load-bearing ability

The load limits for all furniture and extras can be found in the "Load table" at [www.rauchmoebel.de/unternehmen/qualitaet-amp-umwelt.html](http://www.rauchmoebel.de/unternehmen/qualitaet-amp-umwelt.html)



#### WOODMAX chipboard

This fresh wood chipboard was designed specifically for use in living areas. Our Woodmax chipboard is made only from pollutant-free small-diameter logs and windfall timber from sustainably managed forestry operations in regional woods.

#### Our natural raw material

Rauch has already earned various awards for the material used in its boards. Strict tests from impartial institutes consistently confirm that our materials and processes are not harmful to health.

### Wardrobe carcase features

#### Optimum wardrobe dimensions

Take advantage of the maximum possible storage space, achieved thanks to:  
Wardrobe widths ..... 200 - 300 cm  
Height ..... 223 cm  
Usable depth ..... 57 cm

#### Functional and timeless interior design

Enhanced style and elegance in both presentation and inner values:  
Interior colours ..... match the carcase colour  
Elegant plinth height ..... 32 mm visible  
Sturdy shelves ..... 22 mm thick, with double bevels and bolted angle brackets

Inconspicuous pattern of drill holes ..... 3 mm diameter  
Metal runners ..... with optional cushioning on the doors

#### Dust protection

Dust brushes on the doors prevent dust penetration.

**Additional extras for the interior can be found in the BASIC accessory list.**

### Award-winning and certified



#### The "Golden M"

The "Golden M" is a sign that furniture has been tested for quality, safety and healthy living. So you can rest assured that you are buying quality furniture with good reliable properties.



#### Made in Germany

High-quality materials, state-of-the-art technology and perfect workmanship – for more than 110 years the name Rauch has been synonymous with reliable and durable quality furniture, made in Germany.



#### 5-year warranty

The workmanship of our furniture is outstanding, right down to the last detail. All materials – from the wood to the hardware – are subjected to critical tests. Every single step in the processing chain is monitored and controlled.



#### Quality alliance

An alliance for good product quality, simplified logistics and high assembly standards.



#### Sustainability

Rauch was awarded the title of "Germany's most sustainable medium-sized company 2014" because we are consistent in pursuing our objective of offering ecologically and socially sustainable furniture at affordable prices.



#### The "Blue Angel"

Furniture from our STEFFEN range has been awarded the "Blue Angel" environmental seal of quality in recognition of the environmentally friendly manufacturing process, the economical use of natural resources, and the use of wood from sustainable forestry operations.

## Top-quality interiors



- 1 Exceptionally hard-wearing metal clothes rails**  
The brackets are firmly bolted to the side panel and shelf.
- 2 Drawers on ball bearing-mounted runners**  
Even when filled with heavy objects, the drawers run smoothly with low friction resistance. All drawers are fitted with base rails and a cushioned self-closing mechanism.
- 3 Metal guide rails with optional cushioning**  
Sturdy, durable, for enhanced ease of use.
- 4 Connecting hardware**  
For positive and friction-locked joints between the rear and side panels.
- 5 Angled brackets**  
Hold the shelves firmly and securely in place.

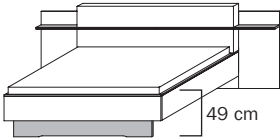
**All hardware is manufactured from metal to a high quality, to ensure particularly easy assembly and movement!**

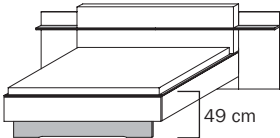
## 100% metal hardware for safety and stability

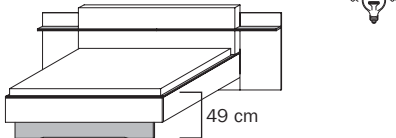


Carcase/Front/Applications	Colour code	PG	Interior colour	Extras
Matt white/Graphite app., basalt faux leather	Z2418	1	Structure grey	See separate list
Matt fango/Sanremo oak dark colour app., fango faux leather	Z2419	1	Structure grey	Z3011



BEDS									
Comfort beds with applications and adjustable fittings for mattress height. Padded faux leather headboard. Side height: 49 cm.									
without lighting									
		Comfort bed		Comfort bed, extended bed length		Comfort bed		Comfort bed, extended bed length	
		160x190 ↔ 264 cm ↑101 cm ↗211 cm BG 31		160x210 ↔ 264 cm ↑101 cm ↗231 cm BG 33		180x190 ↔ 284 cm ↑101 cm ↗211 cm BG 36		180x210 ↔ 284 cm ↑101 cm ↗231 cm BG 38	
		160x200 ↔ 264 cm ↑101 cm ↗221 cm BG 32		160x220 ↔ 264 cm ↑101 cm ↗241 cm BG 34		180x200 ↔ 284 cm ↑101 cm ↗221 cm BG 37		180x220 ↔ 284 cm ↑101 cm ↗241 cm BG 39	
Article	PG	Price	5806	1	5806	1	5806	1	5806

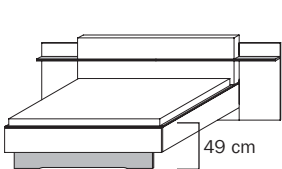

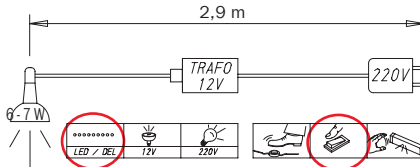
BEDS									
Comfort beds with applications and adjustable fittings for mattress height. Padded faux leather headboard. Side height: 49 cm.									
without lighting									
		Comfort bed		Comfort bed, extended bed length					
		200x190 ↔ 304 cm ↑101 cm ↗211 cm BG 41		200x210 ↔ 304 cm ↑101 cm ↗231 cm BG 43					
		200x200 ↔ 304 cm ↑101 cm ↗221 cm BG 42		200x220 ↔ 304 cm ↑101 cm ↗241 cm BG 44					
Article	PG	Price	5806	1	5806	1			


BEDS									
Comfort beds with applications and headboard lighting. With adjustable fittings for mattress height. Padded faux leather headboard. Side height: 49 cm.									
with lighting									
		Comfort bed with lighting		Comfort bed with lighting, extended bed length		Comfort bed with lighting		Comfort bed with lighting, extended bed length	
		160x190 ↔ 264 cm ↑101 cm ↗211 cm BG 31		160x210 ↔ 264 cm ↑101 cm ↗231 cm BG 33		180x190 ↔ 284 cm ↑101 cm ↗211 cm BG 36		180x210 ↔ 284 cm ↑101 cm ↗231 cm BG 38	
		160x200 ↔ 264 cm ↑101 cm ↗221 cm BG 32		160x220 ↔ 264 cm ↑101 cm ↗241 cm BG 34		180x200 ↔ 284 cm ↑101 cm ↗221 cm BG 37		180x220 ↔ 284 cm ↑101 cm ↗241 cm BG 39	
Article	PG	Price	5807	1	5807	1	5807	1	5807

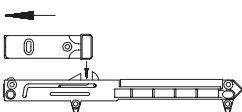

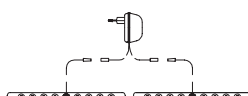
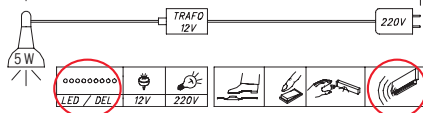


Carcase/Front/Applications	Colour code	PG	Interior colour	Extras
Matt white/Graphite app., basalt faux leather	Z2418	1	Structure grey	See separate list
Matt fango/Sanremo oak dark colour app., fango faux leathero	Z2419	1	Structure grey	Z3011





BEDS		Comfort beds with applications and headboard lighting. With adjustable fittings for mattress height. Padded faux leather headboard. Side height: 49 cm.									
with lighting	W 200 cm	   <p>This luminaire contains built-in LED lamps of the energy classes A++ - A*. The lamps in the luminaire cannot be replaced.</p> <p>*) On a scale from A++ (highest efficiency) to E (lowest efficiency)</p>									
		Comfort bed with lighting					Comfort bed with lighting, extended bed length				
		200x190 ↔ 304 cm ↓ 101 cm ↗ 211 cm BG 41					200x210 ↔ 304 cm ↓ 101 cm ↗ 231 cm BG 43				
		200x200 ↔ 304 cm ↓ 101 cm ↗ 221 cm BG 42					200x220 ↔ 304 cm ↓ 101 cm ↗ 241 cm BG 44				
Article	PG	Price	5807	1			5807	1			




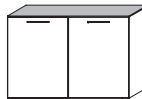
BEDS		Set of 2 on castors, incl. plinth panels; dimensions = individual dimensions of drawers									
W 180 cm W 200 cm	Bed drawers not possible on bed width 160 cm.										
		Set of bed drawers					Set of bed drawers				
		180/190 ↔ 125 cm ↓ 20 cm ↗ 73 cm BG 36					180/210 ↔ 125 cm ↓ 20 cm ↗ 73 cm BG 38				
		180/200 ↔ 125 cm ↓ 20 cm ↗ 73 cm BG 37					180/220 ↔ 125 cm ↓ 20 cm ↗ 73 cm BG 39				
		200/190 ↔ 125 cm ↓ 20 cm ↗ 73 cm BG 41					200/210 ↔ 125 cm ↓ 20 cm ↗ 73 cm BG 43				
		200/200 ↔ 125 cm ↓ 20 cm ↗ 73 cm BG 42					200/220 ↔ 125 cm ↓ 20 cm ↗ 73 cm BG 44				
Article	PG	Price	0370	1			0370	1			


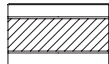
BEDS			Extras for beds		
<div><p>Please order using colour code Z3011.</p></div> <div><p><b>Dampers for bed drawers</b></p><p>Set for 2 drawers (art. no. 0370.XX)</p></div>			<div><p>Please order using colour code Z3011.</p><p><b>Not in connection with plinth drawers!</b></p></div> <div><p><b>Indirect bedside lighting, LED</b></p><p>Set of 2, incl. transformer, with motion sensor</p><p>↔ 2 cm    ↓ 3 cm    ↗ 28 cm</p></div>		
			<div><p>Indir. bedside lighting 2009      2 m</p></div> <div><p>This luminaire contains built-in LED lamps of the energy classes A++ - A*. The lamps in the luminaire cannot be replaced.</p><p>*) On a scale from A++ (highest efficiency) to E (lowest efficiency)</p></div>		
Article	PG	Price	<b>2200</b>	<b>1</b>	
Article	PG	Price	<b>2009</b>	<b>1</b>	

Carcase/Front/Applications	Colour code	PG	Interior colour	Extras
Matt white/Graphite app., basalt faux leather	Z2418	1	Structure grey	See separate list
Matt fango/Sanremo oak dark colour app., fango faux leather	Z2419	1	Structure grey	Z3011



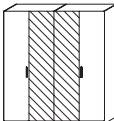
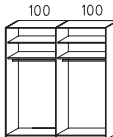
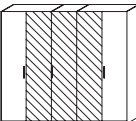
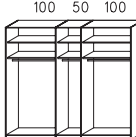
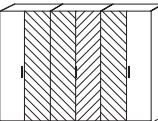
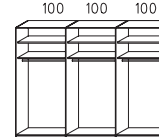
BEDSIDE TABLES		Top in application colour.					
							
		Hanging bedside tables, set of 2, left/right		Bedside table, upright			
		Each with 1 drawer		2 drawers			
		↔ 51 cm ↓ 23 cm ↗ 41 cm		↔ 51 cm ↓ 49 cm ↗ 41 cm			
Article	PG	N802	1	N804	1		

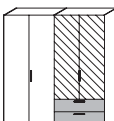
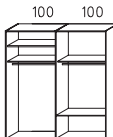
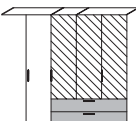
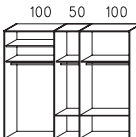
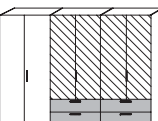
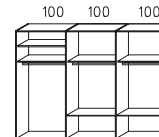

MATCHING PIECES		Top in application colour.			
					
		Drawer unit	Drawer unit	Drawer unit	Cupboard
		4 drawers	4 drawers	1 door, 4 drawers, 2 shelves	2 doors, 2 shelves
		↔ 61 cm   ↑ 84 cm   ↗ 41 cm	↔ 121 cm   ↑ 84 cm   ↗ 41 cm	↔ 121 cm   ↑ 84 cm   ↗ 41 cm	↔ 121 cm   ↑ 84 cm   ↗ 41 cm
Article	PG   Price	B800   1	B801   1	B803   1	B804   1




MATCHING PIECES		Top in application colour.			
					
		Combi cupboard	Wall mirror		
		2 doors, 4 drawers, 4 shelves	Horizontal or vertical		
		↔ 182 cm ↓ 84 cm ↗ 41 cm	↔ 120 cm ↓ 55 cm ↗ 2 cm		
Article	PG Price	B807	1	0838	1

Carcase/Front/Applications	Colour code	PG	Interior colour	Extras
Matt white/Graphite app., basalt faux leather	Z2418	1	Structure grey	See separate list
Matt fango/Sanremo oak dark colour app., fango faux leathero	Z2419	1	Structure grey	Z3011



WARDROBES		Outer doors in carcase colour, doors with mirrors in application colour, handles in chrome colour.			
<b>Hinged door robes with mirrors</b>  Please see the BASIC additional articles list for wardrobe interior fittings.	 	 	 		
<b>Article</b>	<b>PG</b>	<b>Price</b>	<b>S802</b>	<b>1</b>	

WARDROBES		2 doors on the left in carcase colour, doors with mirrors and drawers in application colour, handles in chrome colour.				Extras
<b>Combination hinged door robes with mirrors.</b>  Please see the BASIC additional articles list for wardrobe interior fittings.	 	 	 			Please order using colour code 3011.  
<b>Article</b>	<b>PG</b>	<b>Price</b>	<b>S902</b>	<b>1</b>		

PASSEPARTOUT		for hinged door robes, in carcase colour			
<b>without lighting</b>					
<b>Article</b>	<b>PG</b>	<b>Price</b>	<b>3184</b>	<b>1</b>	

Carcase/Front/Applications	Colour code	PG	Interior colour	Extras
Matt white/Graphite app., basalt faux leather	Z2418	1	Structure grey	See separate list
Matt fango/Sanremo oak dark colour app., fango faux leather	Z2419	1	Structure grey	Z3011



PASSEPARTOUT				for hinged door robes, in carcase colour				lighting			
with lighting										<p>This luminaire contains built-in LED lamps of the energy classes A++ - A*. The lamps in the luminaire cannot be replaced.</p> <p>*) On a scale from A++ (highest efficiency) to E (lowest efficiency)</p>	
				<b>Passepartout</b>		<b>Passepartout</b>		<b>Passepartout</b>			
				with lighting, for 4 doors		with lighting, for 5 doors		with lighting, for 6 doors			
				↔ 206 cm ↓ 226 cm ↗ 66 cm		↔ 256 cm ↓ 226 cm ↗ 66 cm		↔ 305 cm ↓ 226 cm ↗ 66 cm			
Article	PG	Price		<b>3194</b>	<b>1</b>	<b>3195</b>	<b>1</b>	<b>3196</b>	<b>1</b>		





WARDROBES				Front in carcase colour, middle sections with mirror and application colour. Handle strips in carcase colour.							
Gliding door robes											
				<b>Gliding door robe</b>	<b>Gliding door robe</b>	<b>Gliding door robe</b>	<b>Gliding door robe</b>				
				2 doors, with mirror	2 doors, with mirror	2 doors, with mirror	2 doors, with mirror				
				↔ 200 cm ↓ 223 cm ↗ 68 cm	↔ 239 cm ↓ 223 cm ↗ 68 cm	↔ 280 cm ↓ 223 cm ↗ 68 cm	↔ 300 cm ↓ 223 cm ↗ 68 cm				
Article	PG	Price		<b>70SW</b>	<b>72SW</b>	<b>74SW</b>	<b>75SW</b>	<b>1</b>	<b>1</b>	<b>1</b>	<b>1</b>

PASSEPARTOUT				for gliding door robes, in carcase colour							
without lighting											
				<b>Passepartout</b>	<b>Passepartout</b>	<b>Passepartout</b>	<b>Passepartout</b>				
				for 70SW	for 72SW	for 74SW	for 75SW				
				↔ 212 cm ↓ 227 cm ↗ 71 cm	↔ 250 cm ↓ 227 cm ↗ 71 cm	↔ 292 cm ↓ 227 cm ↗ 71 cm	↔ 311 cm ↓ 227 cm ↗ 71 cm				
Article	PG	Price		<b>3100</b>	<b>3102</b>	<b>3105</b>	<b>3106</b>	<b>1</b>	<b>1</b>	<b>1</b>	<b>1</b>



Carcase/Front/Applications	Colour code	PG	Interior colour	Extras
				See separate list
Matt white/Graphite app., basalt faux leather	Z2418	1	Structure grey	Z3011
Matt fango/Sanremo oak dark colour app., fango faux leathero	Z2419	1	Structure grey	Z3011



PASSEPARTOUT			for gliding door robes, in carcass colour																							
with lighting																										
			Passepartout				Passepartout				Passepartout				Passepartout											
			with lighting, for 70SW				with lighting, for 72SW				with lighting, for 74SW				with lighting, for 75SW											
			↔ 212 cm ↓ 227 cm ↗ 71 cm				↔ 250 cm ↓ 227 cm ↗ 71 cm				↔ 292 cm ↓ 227 cm ↗ 71 cm				↔ 311 cm ↓ 227 cm ↗ 71 cm											
Article	PG	Price	3110		1				3112		1				3115		1				3116		1			

EXTRAS			for gliding door robes			Lighting		
	Please order using colour code Z3011.		Please order using colour code Z3011.		830 cm TRAFO 12V 220V 6 W LED / DEL 12V 220V The diagram shows a luminaire with a 6W LED lamp. It includes a transformer (TRAFO 12V) and a 220V power source. The luminaire is shown in two views: a side view and a front view. The front view shows the luminaire with a 6W LED lamp. The side view shows the luminaire with a 6W LED lamp. The luminaire is shown in two views: a side view and a front view. The front view shows the luminaire with a 6W LED lamp. The side view shows the luminaire with a 6W LED lamp.			
	<b>Door dampers for gliding door robes</b>		<b>Opening damper for gliding door robes</b>					
	Set of 2		1, for 2-door gliding door robes					
		↔ 6 cm   ↓ 2 cm   ↗ 11 cm						
<b>Article</b>	<b>PG</b>	<b>Price</b>	<b>2002</b>	<b>1</b>	<b>2000</b>	<b>1</b>	This luminaire contains built-in LED lamps of the energy classes A++ - A*. The lamps in the luminaire cannot be replaced.  *) On a scale from A++ (highest efficiency) to E (lowest efficiency)	

Carcase/Front/Applications	Colour code	PG	Interior colour	Extras
Matt white/Graphite app., basalt faux leather	Z2418	1	Structure grey	See separate list
Matt fango/Sanremo oak dark colour app., fango faux leather	Z2419	1	Structure grey	Z3011



MADE-TO-MEASURE		APN-No.	Price	
<b>Hinged door robe</b>  All wardrobes can be extended	Additional mirror door, per door	101		
	Additional matt colour door, per door	076		
	Shorten height, per door (incl. mirror doors)	511		
	Shorten depth, per unit	301		
	Door hinges on the left	149		
	Back angle (notch for fireplace)	160		
	Angle to the rear, per unit (max. 45 cm from rear edge)	171		
	Angle at the side, per door (not mirror doors; min. side height 125 cm)	161		
<b>Combination hinged door robe</b>  Wardrobes CANNOT be added to on the drawer side!	Additional mirror door on long doors, per door	101		
	Short doors without mirror in matt colour, per door	071		
	Drawer front in matt colour, per drawer	251		
	Shorten height, per door (incl. mirror doors)	511		
	Angle to the rear (notch for fireplace; not in drawer area)	160		
	Angle to the rear, per unit (max. 45 cm from rear edge)	171		
<b>Passepartout</b>	Angle at the side, per door (not mirror doors; not where the drawers are located)	161		
	Shorten height of passepartout	130		
<b>Gliding door robe</b>  With optional door damper and automatic closing mechanism	Shorten depth of wardrobe widths 200 cm, 240 cm	302		
	Shorten depth of wardrobe widths 280 cm, 300 cm	304		
	Shorten height of wardrobe widths 200 cm, 240 cm	680		
	Shorten height of wardrobe widths 280 cm, 300 cm	682		
	Angle to the rear, wardrobe widths 200 cm, 240 cm (max. 35 cm from rear edge)	172		
	Angle to the rear, wardrobe widths 280 cm, 300 cm (max. 35 cm from rear edge)	174		
<b>Bed combination</b>	Back angle (notch for fireplace)	160		
	Shorten width in bedside table area (only without lighting; max. 15 cm on each side).	237		
<b>Bedside cupboard/Panels</b>	Replace drawer front – different colour from same model, per drawer	243		
	Top – different colour from the same model, per top	243		
<b>Cupboards</b>	Shorten width B800 and B801	246		
	Shorten width B803 in drawer area	246		
	Shorten width B803 in door area	248		
	Shorten width B804 on both sides	248		
	Shorten width B807 on both sides	248		
	4 drawers instead of door	249		
	1 door in place of a set of drawers	247		
	Replace drawer front – different colour from same model, per drawer	243		
	Top – different colour from the same model, per top	243		
	Shorten height of all cupboards (cupboards with drawers: by whole drawers only)	250		
	Handle change possible, prices on request			
<b>Miscellaneous</b>	Fascia material, colour finished on both sides, 16 mm thick, matt fango, max. 235.2 x 58.6 cm (min. 10 cm cutting width) per sqm	260		
	Fascia material, colour finished on both sides, 16 mm thick, matt white, max. 240 x 84 cm (min. 10 cm cutting width) per sqm	260		
	Fascia material, colour finished on both sides, 16 mm thick, Sanremo oak, max. 240 x 84 cm (min. 10 cm cutting width) per sqm	260		

More made-to-measure options are available on request! Technical department telephone number: **Martin Becker**